



BC Girl Guides Celebrate!

95th Birthday On Parade




Birthday Booklet

Cool Challenges, program and planning ideas to help your Unit have a great Birthday!



Introduction



New tattoo!

2005 marks the 95th year of Guiding in Canada, and here in BC, rather than take one day or one event to celebrate, we have created the theme *“Birthday on Parade”*. In BC, the theme of our 95th year of Guiding in Canada is *“Birthday on Parade”*. This Birthday Booklet will give you lots of ideas on how your Unit can celebrate 95 years of Guiding in Canada.

The “Birthday Booklet” includes information on how you can *“Get Your Unit Out There”* and show the community why Guiding has cause to celebrate. You can find out

how to build a float and enter it into a local parade or how to hold a party in the park. The choices are limitless!

Included is also information on how to complete the Celebration Challenge. If you choose to complete the Celebration Challenge, your Unit members will earn a great commemorative crest.

For even more fun, your Provincial Public Relations Committee and BC Council have produced balloons, tattoos and bookmarks for you to use in promoting Guiding in your neighbourhood. Contact your *Area PR Adviser* to find out how to receive these promotional items for your event/party or parade.

So Get Out There And Celebrate!

Join the Guiding Parade Around the Province!

BC Council is giving a commemorative ribbon crest to every Member of BC Girl Guides



This booklet was created and compiled by members of the Girl Guides of Canada-BC Council, Public Relations Committee, in celebration of the 95th anniversary of Guiding in Canada. Our thanks to the Provincial Program Committee and special friends of Guiding for their contributions on how the challenge fits into the program, and to the Membership Committee for the article on “Public Places to Hold Guiding Meetings”.

These materials may be copied, distributed and used within Girl Guiding (for Guiding purposes only).

Published in Vancouver, BC, Canada, February 2005.



Table of Contents

<i>95th Birthday On Parade</i>	1
<i>Introduction</i>	1
<i>History of Guiding in Canada</i>	4
History	4
The Baden-Powells.....	4
Headquarters / National Office.....	5
Program	5
Birthday Celebrations	5
Notable Dates	6
<i>History of Guiding in BC</i>	7
1920s.....	7
1930s.....	7
1940s.....	7
1950s.....	8
1960s.....	8
1970s.....	8
1980s.....	9
1990s.....	9
2000s.....	9
<i>Celebration Challenge - 95 Years of Great Guiding</i>	10
<i>How the Challenge Fits Into the Sparks Program</i>	15
<i>How the Challenge Fits Into The Brownie Program</i>	16
<i>How the Challenge Fits Into the Guide Program</i>	17
<i>How the Challenge Fits Into The Pathfinder Program</i>	24
<i>How The Challenge Fits Into The Senior Branches Program</i>	25
<i>How to Build a Parade Float</i>	27
<i>Girl Guide Cookie Birthday Cake</i>	34
<i>Birthday Cake Recipe</i>	35
<i>“Getting Your Unit Out There!” Public Places to Hold Guiding Meetings</i>	36
<i>Trefoil Tracing Pattern</i>	37



History of Guiding in Canada

History

At the 1909 Boy Scout Rally at the Crystal Palace in London, the small group of girls claiming to be Girl Scouts started it all! Their determination to be part of the Scout Movement caused the founder, Robert Baden-Powell to ask his sister Agnes to organize Girl Guides. During 1910, Guide companies opened in St. Catharines, Toronto, Winnipeg, Moose Jaw, Burnaby and Sardis. The 1st St. Catharines Company was the first to be officially registered in London, England on January 11, 1910. Guiding grew rapidly across Canada, and on November 23, 1911, a Dominion Council was formed. Agnes Baden-Powell appointed Lady Pellatt as the first Chief Commissioner for Canada in July 1912. Lady Pellatt's home, *Casa Loma*, in Toronto became the scene of many Guiding events. Now a tourist attraction, it has a special Girl Guide display.



Casa Loma



Lord and Lady Baden-Powell

The Baden-Powells

In 1912, Baden-Powell married Olave St. Clair Soames, and when he was later knighted for his service to his country, she became Lady Baden-Powell. She was our first and only World Chief Guide. Olave was a great help to Lord Baden-Powell in his work for Scouting and Guiding. They visited Canada several times, the first visit being in 1914. Lord Baden-Powell died in 1941. After the Second World War was over, Lady Baden-Powell began traveling again, visiting her "family" all over the world. Her last visit to Canada was in 1970. She died in 1977 at the age of 88.

Not long after Guiding was established in Canada, we began to make contacts with Guiding in other countries. Canada sent 35 delegates to the *First International Camp* held in England in 1924. When the World Association was formed in 1928, Canada was a charter member.




Headquarters / National Office

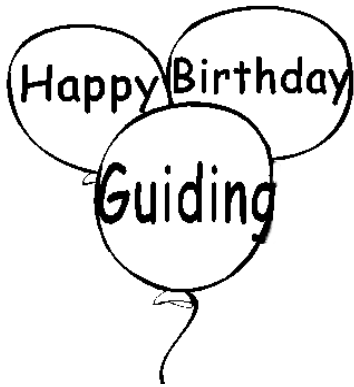
Our first headquarters was established in 1912 at 20 College Street, Toronto, Ontario. After using a succession of rented rooms and houses, we built our own headquarters at 50 Merton Street, Toronto, financed through the sale of “square inches” at 10 cents each to Members and friends of Guiding. The two-storey building was opened in 1962, and just nine years later, a third storey was added to accommodate the rapidly-growing Movement.

Program

The program of Girl Guides of Canada – Guides du Canada has always been designed to reflect the **Vision, Mission and Principles of the Movement**. The Vision and Mission have been worded differently at various times, but the intent has always been to develop good citizenship. Originally called the “Aim,” it was updated in 1985. The 1997 revision to update the wording was called the “Mission,” and the “Vision” was added as a separate entity. The current *Promise and Law* were the result of a two-year survey/research/discussion process that included input from Members of all ages from across Canada. The revised *Promise and Law* were approved by the World Association in 1994. In 1979, the Pathfinder branch for girls aged 12 to 15 was created. In 1988 a Spark branch for girls aged 5 was created (now ages 5 and 6).



Birthday Celebrations



1931 - The 21st anniversary of Guiding in Canada was celebrated with special ceremonies and services of thanksgiving.

1960 - The Golden Jubilee Year was a busy one. Golden tulips planted the previous autumn bloomed all across Canada as a token of appreciation for support of the Movement. There were hundreds of birthday parties, and each Province held a Jubilee Camp with girls from other Provinces and the United Kingdom. The Canadian Government issued a commemorative stamp in April of that year.

1970 - The Diamond Jubilee was celebrated with a National birthday party, during which Members simultaneously reaffirmed the *Promise* across the country, by means of a national radio link-up. “Carousels” (travel and camping events) were held in each Province.

1975 - Sixty-five years of Guiding in Canada was celebrated by “Guiding on the Move.” Over 1,000 girls and Guiders traveled to various parts of the country by foot, car, train, bicycle, boat and plane, visiting Members in other Provinces. On *Thinking Day*, over 4,000 people visited National Headquarters for the first National Open House.

1985 - *Canadian Guiding* marked its 75th anniversary. *Celebration* was published, recognizing the contribution that Guiding and its Members had made to Canada. Girls’ Units carried out thousands of community projects. A commemorative stamp was again issued.

2000 – 90th Anniversary of Guiding in Canada. *Sing And Shout Campfire* held Nation-wide on October 11.



History of Guiding in BC

One of the girls who crashed the Crystal Palace Rally for Boy Scouts in 1909 demanding to be part of this adventure was Nesta Ashworth, who loved to tell of her early memories of those days. Nesta was a Guider in Vancouver and received the Silver Fish Award in 1920. She passed away in 1982. Shortly after the first Guide Company was registered in St. Catharines, Ontario, Amy Leigh and Phyl Munday started a Guide Company at St. James Church in Burnaby, BC. The first Provincial Rally was held in Victoria, BC in 1919.

1920s

- BC Guiding started to form Divisions and Districts about 1923. Land and Sea Rangers were formed.
- 1923, Lord and Lady Baden Powell made their first visit to Canada.
- Brownies were organized in the 20's and presented with their Registration Certificate from Lady Baden-Powell. Local Associations were also formed that year.
- 1925, a Provincial Office was opened in one small room in Victoria.
- 1927, National Camp in Victoria called *Dominion Camp* led by Miss Mara, Commandant at University School in Victoria.



1930s

- Second visit of Lord and Lady Baden-Powell
- Development of Camp Olave at Wilson Creek.
 - 1936, property was purchased at Sooke for a permanent campsite.
 - Visit from the King George and Queen Elizabeth in 1939, where girls in Vernon waited for their arrival in relentless rain, which took the dye and the shape from their blue felt hats.
- 1938, Provincial Office was moved to Vancouver. Garden Parties were held to support the Office financially.



1940s

- One service project was the collection of postage stamps. In 1940, girls collected 17,000 used stamps. In 1941, they collected 17,000--the highest number collected by any group in Canada.
- Betty Frost and Phyl Munday worked in the BC Office, and remembered that during the war they worked behind blackout screens and did not see daylight.
- *Morkill Library* was created in 1945 to honor former P.C. Mr. Alan Morkill.
- 1948, the Provincial publication, *The Thunderbird* adopted a two-color cover, and was produced by Woodward's stores in the thousands as their gift to Guiding.





1950s

- 1953, a Land Ranger from Oliver was sent to represent BC at the coronation of Queen Elizabeth II in 1953.
- 1953, First Ranger Regatta was held in Vancouver.
- 1954, BC created the position of Provincial Music Adviser.
- 1956, First Provincial Guiders' Training was held in Quesnel at Bouchie Lake -- uniquely closed to Guiders from Vancouver and Victoria to allow full participation by other Divisions in the Province.
- 1959, a record of girls singing was made which was a popular teaching aid.
- 1959, Brownies and Guides formed the Honour Guard for the visit of Queen Elizabeth II and Prince Phillip.

1960s

- After a difficult start, the Cadets were firmly established.
- 1961, Tsoona (meaning Thunderbird) became our own, and was developed to become our special place for training, camps, and Brownie holidays.
- Our Golden Jubilee was celebrated with a river of golden yellow tulips planted by the girls from coast to coast to thank the public for supporting us. In April 1960 British Columbia sent the first golden tulips to Mrs. John Diefenbaker, wife of the Prime Minister of Canada.
- A *Brownie Song Book* produced in BC prompted the production of a National song book, *Sing a Song for Sixes*.
- Provincial newsletter was started, entitled *Pipeline* to provide a direct link with the provincial level and those working in the field to provide the program to the girls.
- Lady Baden-Powell made another of her visits to Canada, and one of our Members, Dot MacPherson, met her in Kamloops.



1970s

- 1970, Provincial Guiders' Conference began for practical program training.
- PC Mrs. Steward opened the Provincial Guide Store.
- A large-scale birthday party was held across Canada.
- International Young Adults Conference.
- Link Guiding began in 1977. Young Members of the Trefoil, tired of being confused with their elder counterparts in the Trefoil Guild, received National Council approval for the name change to *Link*. These were women who could not remain active in Units, but wished to remain linked to Guiding.
- February 15, 1978, after a province-wide fundraising effort, Provincial Guiding moved into its new building, at 1462 West 8th Avenue. Mrs. R. H. Rogers, Provincial Commissioner at the time, assisted by a Brownie, conducted the opening.



- Fall of 1979, first Pathfinder Units opened. They took their name from the special Indian guides who were particularly good at finding their way in a strange land, and were mentioned in Lord Baden-Powell's "Scouting for Boys."

1980s

- Dogwood course began in 1982 for advanced training.
- Camp Serendipity held for 132 international guests from 9 different countries.
- 75th Birthday had a birthday logo, Jubilee Book and roses. The challenge from the Chief Commissioner was to thank our communities for their support.
- BC-produced record and cassette entitled *Side by Side* was sold from coast to coast.
- Formation of new branch for 5 year olds, *SPARKS* (now a 2 year program for girls 5-6).



1990s

- Mrs. Dorothy Lam, wife of the Lieutenant Governor, presented all Members of BC Council medals during Canada's 125th birthday.
- BC began a new non-selected, patrol-based camping tradition, "*Spirit Of Adventure Rendezvous*", entitled *SOAR*, for patrols from across the province, Canada and international countries.



- Introduction of Chief Commissioner's Award.
- Introduction of Lady Baden-Powell Award.
- Trial of new Council formed of Senior Branches girls, *CAJURA*.
- National AGM in Vancouver after 20 years.
- Opening of the New Guide House at 1476 West 8th.

2000s

- *Sing and Shout Campfires* held all across BC including 6000 Members at Nat Bailey Stadium
- Her Honour, The Honourable Iona Campagnolo, PC, CM, OBC Lieutenant Governor of British Columbia, became the Honourary Patron for BC Girl Guides.
- Her Majesty Queen's Elizabeth II's Royal Golden Jubilee visit to Canada in October 2002.
- Book of Honour Award created to honour Adult Members.



Celebration Challenge - 95 Years of Great Guiding

Celebrate 95 years of Guiding in Canada by completing the Celebration Challenge. The challenge includes 95 different activities that you can do with your Unit. To earn this challenge, Sparks and Brownies will complete 5 activities, while Guides, Pathfinders, Senior Branches and Guiders will complete 9 activities.

BC Provincial Council recognizes the time, energy and effort of the Unit Guider.

Girls of any age may work on any of these ideas. Some of these tasks are more age-appropriate than others. The section following this shows how this challenge fits every branch's program. Remember, these 95 activities are just to get you started, use your imagination to adapt these or develop your own.

While you are working on your challenge, take pictures. When you are finished, submit your photos, a copy of your photo release forms, along with a description of what you did to celebrate to your Area PR Advisor or Council. They will give you your special 95th Birthday Crest.



1. Do a good deed to earn 95 pennies and donate the total collection to CWFF.
2. Spend a meeting in long skirts and jackets like they did 95 years ago.
3. Tie 95 trefoils around your community – in trees, on fences, doorknobs, sign posts etc. (tracing pattern included in unit kit, remember it is your responsibility to take them down).
4. Make up “Good Turn” booklets in which each member will write down the good turns she does (large and small). How long will it take your Unit to do 95 good turns?
5. Make something interesting with 95 popsicle sticks.
6. Spend a day at camp in long skirts and jackets like they did 95 years ago.
7. Decorate a fire hydrant to look like a Girl Guide or a birthday candle with a trefoil on it (make sure to ask your local government first).
8. Organize and participate in a community candlelight walk about; invite the public to join you for a cup of hot chocolate at the end.
9. Ask your local museum, library, bank or mall if you can set up a display of Guiding over the past 95 years and have the girls host it so they can talk about Guiding today (see your Area PR Adviser or Area Commissioner for a sample letter - included in Birthday Booklet CD).
10. Organize a campfire in a seniors' care facility and sing old and new Guiding songs. You will be amazed how many seniors' will remember the songs!
11. Have the girls organize a birthday party at a local daycare or out-of-school-care place. Be sure to make enough hats for everyone!
12. Wash at least 95 dishes at a food bank, seniors or community hot meal service.
13. Find someone who was born in 1910 and send them a birthday card from your unit.
14. Find out what fashions were popular in 1910.



15. What songs were popular in 1910?
16. Who was Prime Minister in 1910?
17. Find a song written in 1910.
18. Find out how many countries had Girl Guides or Girl Scouts in 1910.
19. In 1957, Canada's Guiding and Scouting community celebrated the 100th anniversary of Lord Baden-Powell's birth by having an international camp at Doe Lake in Ontario. As a Unit, hold a 1950s-style "Sock Hop" camp. Wear fifties style clothes, listen to fifties music and dance in fifties styles. Invite parents and members of the community to participate by asking them to bring any Guiding or Scouting memorabilia (especially old uniforms) they have and lay out those items so everyone can look at them. See how Guiding—and styles—have changed over the years.
20. In 1972, Girl Guides of Canada hosted the 21st World Conference, and in 1996, Canada hosted the 29th World Conference. As a Unit, hold an International Guiding Night. Invite parents and adult and senior citizen members of your community to attend. Incorporate into your night's theme (food, decorations and music) the diversity of Canada's citizenship - and Guiding through the years. Ask parents and other adults to bring memorabilia, old uniforms, books and pictures of Guiding or Scouting through the years, in Canada and in different parts of the world. Ask parents and any other guests if they would speak about their experiences in Guiding or Scouting when they were young. Check with your Area Program and Membership Advisors and your Trefoil Guild for more ideas on how to make this night special! Remember international events don't need to just be planned around World Thinking Day.
21. Have a "95s" auction. Ask everyone in your Unit to bring 95 cents (or nickels and dimes) and donate the number of items that would make a total of 95. Auction them at your meeting and donate the money to the Canadian World Friendship Fund.
22. Make up a wide game based on Guiding history.
23. Collect 95 dessert recipes and have a baking spree to test some of them out!
24. Using "*All About Us*" divide up into groups (designated a decade per group) and have each group present something from the book to your Unit.
25. Pretend the small group of "Girl Scouts" who gate crashed the Crystal Palace Rally have returned to visit your Unit. Demonstrate what you would do to show what Guides are like 95 years later.
26. In small groups make "then and now" collages and showing Guiding in 1910 and today.
27. Name 95 WAGGGS Member Countries.
28. Make a timeline of important events in Canadian Guiding.
29. Learn a song (Guiding or popular), from every decade since 1910.
30. Find out when and where Guiding began in your community, and if any of the original members still live there. A letter to your community newspaper might help.
31. Hold a 95-hour camp. (4 days)
32. Bake and decorate a birthday cake (or 95 cupcakes) and serve at a tea in a care facility.
33. Hold an inspection night at a meeting for shoes, uniforms, insignia, nails, hair and behind the ears! Don't forget to have prizes.
34. Plant 95 bulbs in a significant community plot, seniors' home, cemetery, hospital, etc.



35. Decorate your meeting place with pictures of Guiding 95 years ago.
36. Make a quilt from blocks created by the girls – use embroidery, fabric paints, appliqué etc.
37. Send out birthday cards to former Guiding members who live in your community. Thank them for their contribution in keeping Guiding alive in Canada.
38. Hold a community birthday party for Guiding and invite other organizations.
39. Make a poster showing Guiding through the ages and display it in businesses or community halls.
40. Take the girls to senior care facility to interview past Guiders. Record what they learned.
41. Decorate a float like a birthday cake with 95 candles on it and enter it in a parade. Cardboard tubes from Christmas wrap make great candles!
42. Invite a past Guider to your meeting to tell you about Guiding when she was a girl.
43. Write 95 postcards to International pen-pals within the Guiding World. Check out the WAGGGS website for ideas.
44. Collect 95 cans or dry good items for your local food bank.
45. Pick up at least 95 pieces of trash at a local park, boardwalk, library or school in your community.
46. Plant 95 plants in a community garden.
47. Hold a birthday party in the park. Bring a friend.
48. In 1910, Guiding began in Canada, and in 1919, Lord and Lady Baden-Powell visited Canada. In those days, afternoon tea was served in many Canadian and Great Britain homes as well as in ceremonies. As a Unit, host a tea party for elderly men and women in your community. This can be done in your regular meeting place or in a Senior Citizens' home. The Lions Club, Kiwanis Club, Knights of Columbus, the seniors' centre in your community and the Trefoil Guild might be great places to approach when you're planning your party. Serve tea, crumpets, biscuits and finger sandwiches. Girls, especially Sparks and Brownies, might like to wear their prettiest dresses and hats. Don't forget to ask the women if they were in Guiding when they were girls, and the men if they were in Scouting; they might have wonderful memories to share with you!
49. In 1935, the Sarcee First Nation named Lady Baden-Powell Otter Woman. As a Unit, research First Nations history in your community. Visit a museum, First Nations Band office or find websites of local First Nations communities. Do a First Nation craft or make a dish using traditional, indigenous foods. Invite a Band member to come to your Unit meeting and speak about their history.
50. In 1945, the Canadian World Friendship Fund was started. As a Unit or District, host a "95 Challenge" as a way to raise funds for the CWFF. Research the CWFF and find out what they do; then commit to collecting \$95 in 95 days—it's just a dollar a day! Just think of how much that will be if every District in our Province collected \$95 for the CWFF that would be nearly \$20,000 - wow!
51. In 1960, Canada celebrated The Golden Jubilee of Guiding in Canada. To acknowledge this occasion, Guides all over Canada planted golden tulips so that in the spring of 1960 there was a "river of gold" from coast to coast. As a Unit or District, plan a community service project where you enrich and beautify the environment or landscape where you live: plant tulips or perennial flowers in the colours of the Branches of Guiding: pink, orange, blue, green and red. Wherever you do this project, be sure to ask permission



first. When the flowers bloom, you might want to take a group photo with the girls sitting in front of the flowers.

52. In 1970, the Canadian Guiding community celebrated the Diamond Jubilee of Guiding (60 years). As a craft, create a hanging ornament by threading plastic crystals and blue and white beads on a silver thread. Hang this craft in a sunny spot to remind you of the spirit of Guiding through the years.
53. Participate in your local Santa Claus parade by marching or creating a float.
54. Decorate a tree for a Christmas tree in a Guiding theme, and put it on display at a Christmas tree event in your community.
55. Donate a Guiding book to your public library in tribute to Canadian Guiding's 95th birthday.
56. Plant a tree. Plant nine trees (one for each decade of Guiding). Or plant 95 trees.
57. Look on a map to find an interesting place 95 kilometers away from your community; visit it.
58. Hold a 95s "Olympics," including a 95-meter dash, skipping rope to 95, climbing 95 steps, bouncing a ball 95 times, and so on.
59. Collect and display 95 pins, crest, stickers, or other things from across Canada.
60. Make a mural, collage or series of posters showing 95 things that are great about Guiding.
61. Make a list of things that you are thankful for in Guiding.
62. Pretend it's 2100. Plan an interplanetary Guide trip.
63. Invite girls and women who have left Guiding, either recently or long ago, to a birthday event that will re-introduce them to Guiding today.
64. Begin a "Guiding and Me" scrapbook.
65. Send an anniversary announcement to your mayor, MLA, MP and your local community newspaper(s), telling them about the value of Guiding in Canada over the past 95 years and what Guiding means to girls and women.
66. During the year, say or write "Thank You" to 95 people for the help they give to Guiding.
67. Have the girls make a Unit time capsule of Guiding memorabilia from decades past, to be opened in the year 2005; then have them make a present-day time capsule of Guiding items to be opened in another 95 years. (They can make these using pieces of paper with the items they chosen written or drawn on them to represent actual things.)
68. Hold a birthday picnic for your District, Division, or Area; invite members of the community to join you.
69. Hold a birthday cake-decorating contest, depicting some part of the Guiding program or history. Invite a local celebrity or owner of a bakeshop to help judge the contest.
70. Have a multi-generational party, inviting all Members, from Trefoil Guild to Sparks. Include non-Members as well.
71. Go on a hike for at least 95 minutes.
72. Braid a friendship rope 95 centimeters long.
73. Build as tall a tower as you can, using 95 toothpicks and miniature marshmallows.



74. Start a Unit guest book for visitors to sign, and try to collect 95 signatures over the course of the year.
75. Swim 95 laps in a three-month period.
76. Run or walk 95 kilometers during the year. Design a special logbook to record your progress.
77. Paint 95 storm drain markings in your community and write a letter to your local paper explaining what they mean and why they were painted.
78. Sell 95 boxes of Girl Guide cookies over and above your annual target.
79. Challenge other Units to help you knit 95 teddy bears for hospitals or family shelters.
80. Design a crest for your Unit for the 95th anniversary.
81. Make a paper chain with 95 links. Write a name of a WAGGGS country on each link.
82. Have a themed camp where you play games and do crafts from 1910.
83. Ask your local municipal councils if Guiding can cover a “graffiti-covered” wall or bench with a “Guiding” theme.
84. Create a 95 second commercial for radio or TV that promotes Guiding in your community.
85. Have the girls decorate plain t-shirts showing the detail of a past uniform in their branch of Guiding.
86. Collect at least 95 used stamps, Campbell’s soup labels, Heinz baby food labels or pull-tabs and donate to charity. (see Nov '04 Pipeline).
87. Write a 250 word story about a girl who was in Guiding in 1910. Make it as real as possible.
88. Identify 95 nature items that exist near your meeting place or camp. You may have to use a magnifying glass to find some of them!
89. At your school, church or another organization outside of Guiding, give a 3 minute speech on “Why I am in Guiding” or “The Changes in Guiding since 1910”.
90. In your Unit add all your ages together. How many girls were needed to reach 95?
91. In your Unit add up the ‘years in Guiding’. Can you reach 95 years?
92. In the early days of Guiding, the semaphore was used to send signals. Spell your name using semaphore.
93. Lanyards were always worn on the uniform. As a craft, make a lanyard to carry a whistle.
94. Write a song or a poem about our 95th Birthday of Guiding in BC.
95. Memorize our 1–800-565-8111 number so you can give it to a friend if they express interest in Guiding.



How the Challenge Fits Into the Sparks Program

- #1 "Brownies and Beyond" Keeper - Thinking Day and Guide-Scout Week
- #4 "Being a Spark" Keeper - Friends
- #10 "In My Community" Keeper- Additional Activities
 - "Going Camping" Keeper - Campfire
 - "Exploring and Experimenting" Keeper - Additional Activities
- #11 "The World Around Me" Keeper - Birthdays Around the World
- #34 "Going Outside" Keeper - Additional activities
- #45 "Going Outside" Keeper - Additional activities
- #45 "The World Around Me" Keeper - Birthdays Around the World
- #47 "Being a Spark" Keeper - Additional Activities
 - "Going Outside" Keeper - Picnic
- #49 "The World Around Me" Keeper - Aboriginal Craft
- #51 "Going Outside" Keeper - Additional activities
- #56 "Going Outside" Keeper - Additional activities
- #58 "Being Healthy" Keeper - Heartbeats
- #63 "The World Around Me" Keeper - Birthdays Around the World
- #64 "Being Me Keeper" - Spark Memory Book
- #68 "The World Around Me" Keeper -Birthdays Around the World
- #75 "Exploring and Experimenting" Keeper - Additional Activities
- #81 "The World Around Me" Keeper - WAGGGS Craft
- #82 "Going Camping" Keeper - Camping Skit or Story

Remember that all the challenges can be made age appropriate by using your imagination. For example to make the '95s Olympics age appropriate you could have each girl do 5 'somethings' to make a total of 95. The point is to reinforce that this is our 95th year and to have fun with the girls deciding what challenges to do and how to do them.



*How the Challenge Fits Into The **Brownie** Program*

- #3 Key To Arts – Interest Badge – Super Crafts (Part #4)
- #4 Key To Girl Guides – Interest Badge – Lend A Hand At Home (Part #2)
Key To My Community – Interest Badge – Community Counts (Part #1)
Key To Girl Guides – Interest Badge – No More Mess (Part #1)
- #32 Key To My Community – Interest Badge – Community Counts (Part #4)
- #34 Key To Girl Guides – Interest Badge – Taking Part (Part #1)
Key To Living World – Interest Badge – Grow Your Garden (Part #3)
- #36 Key To Arts – Art By Hand
- #37 Key To Arts – Interest Badge – Super Crafts (Part #4)
- #38 Key To I Can – Party Planner
- #42 Key To Girl Guides – Girl Guides Through Time
- #44 Key To My Community – Interest Badge – Community Counts (Part #4)
- #45 Key To Girl Guides – Interest Badge – Taking Part (Part #2)
- #47 Key To I Can – Party Planner
- #48 Key To My Community – Interest Badge – Community Counts (Part #4)
Key To I Can – Party Planner
- #49 Key To My Community – Interest Badge – Aboriginal People In Canada (Part #2)
Key To The Arts – Interest Badge – Super Craft (Part #2)
- #50 Key To Girl Guides – Thinking Day & Guide-Scout Week
- #51 Key To My Community – Interest Badge – Community Counts (Part #4)
Key To Girl Guides – Interest Badge – Taking Part (Part #1)
Key To Living World – Interest Badge – Grow Your Garden (Part #3)
- #56 Key To Girl Guides – Interest Badge – Taking Part (Part #1)
- #61 Key To The Arts – Best Of Brownies
Key To Girl Guides – Brownie Memories
- #63 Key To I Can – Party Planner
- #64 Key To The Arts – Best Of Brownies
Key to Girl Guides – Brownie Memories
- #67 Key To Me – Interest Badge – Memories (Part #1)
- #68 Key To I Can – Party Planner
- #70 Key To I Can – Party Planner
- #74 Key To Me – Interest Badge – Memories (Part #2)
- #77 Key To My Community – Interest Badge – Community Counts (Part #4)
- #78 Key To I Can – Girl Guide Cookies
- #79 Key To My Community – Interest Badge – Community Counts (Part #4)
- #81 Key To The Arts – Interest Badge – Super Crafts (Part #4)



How the Challenge Fits Into the Guide Program

Pages in Guide Book:		p.22	p.34	p.46	P. 83	p.129
<i>Celebration Challenge Activity</i>		<i>Encountering Challenges (1st Year)</i>	<i>Exploring Challenges (2nd Year)</i>	<i>Discovering Challenges (3rd Year)</i>	<i>Group Program Activities</i>	<i>Interest Badges</i>
6	Spend a day at camp in long skirts and jackets	My Community: Guide History		My Community: More About Guiding	My Community: Back in Time	Canadian Guiding Outdoor Cook
7	Decorate a fire hydrant to look like a Girl Guide or a birthday candle with a trefoil on it			My Community: What's Important		Artist
8	Organize and participate in a community candlelight walk-about		My Horizons: Social Event	My Community: More About Guiding My Future: Future in Guiding	My Horizons: Celebrations	Hostess
9	Set up a display of Guiding over the past 95 years in a museum, library, bank, or mall	My Community: Guide History		My Community: More About Guiding	My Community: What's Important	
10	Organize a campfire in a seniors home		My Horizons: Social Event		My Horizons: Celebrations My Future: Entertainment Night	Campfire Leader Hostess
11	Organize a birthday party at a local day-care or out-of-school care place				My Community: Community Service Project My Horizons: Celebrations	
12	Wash at least 95 dishes at a food bank, seniors, or community hot meal service				My Community: Community Service Project	
13	Send a birthday card from your unit to someone who was born in 1910	My Horizons: Friendship Messages				Postal
14	Find out what fashions were popular in 1910					Heritage
15	What songs were popular in 1910?					Heritage
16	Who was Prime Minister in 1910?					Heritage
17	Find a song written in 1910					Singer
18	Find out how many countries had Girl Guides or Girl Scouts in 1910	My Community: Guide History	My Community: Guiding Around the World	My Community: More About Guiding		World Guiding
19	Hold a 1950's-style Sock Hop camp	My Outdoor Environment: Outdoor Experience My Outdoor Environment: Outdoor Cooking	My Outdoor Environment: Camping and Outdoor Skills			



Pages in Guide Book:	p.22	p.34	p.46	P. 83	p.129
<i>Celebration Challenge Activity</i>	<i>Encountering Challenges (1st Year)</i>	<i>Exploring Challenges (2nd Year)</i>	<i>Discovering Challenges (3rd Year)</i>	<i>Group Program Activities</i>	<i>Interest Badges</i>
20 Hold an International Guiding Night		My Horizons: Social Event My Community: Guiding Around the World		My Community: International Night My Horizons: Celebrations My Future: Entertainment Night	Cultural Awareness Hostess World Guiding
21 Have a 95s auction					
22 Make up a wide game based on Guiding history	My Community: Guide History		My Community: More About Guiding		Canadian Guiding
23 Collect 95 dessert recipes and have a baking spree to test some of them out				My Horizons: Cooking Night	Baker Collector
24 Use the "All About Us" book and present something from it to your unit					Canadian Guiding
25 Pretend the "Girl Scouts" who gate-crashed the Crystal Palace Rally have returned to visit your unit. Demonstrate what you would do to show what Guides are like 95 years later	My Community: Guide History	My Community: Guiding Around the World	My Community: More About Guiding		Canadian Guiding
26 Make "then and now" collages showing Guiding in 1910 and today	My Community: Guide History		My Community: More About Guiding		Canadian Guiding
27 Name 95 WAGGGS Member Countries		My Community: Guiding Around the World	My Community: More About Guiding		World Guiding
28 Make a timeline of important events in Canadian Guiding	My Community: Guide History		My Community: More About Guiding		Canadian Guiding
29 Learn a song from every decade since 1910	My Future: Heritage Through the Arts				Heritage Singer
30 Find out when and where Guiding began in your community, and if any of the original members still live there	My Community: Guide History		My Community: More About Guiding		Canadian Guiding
31 Hold a 95-hour camp (4 days)	My Outdoor Environment: Outdoor Experience My Outdoor Environment: Outdoor Cooking	My Outdoor Environment: Camping and Outdoor Skills			Outdoor Cook



Pages in Guide Book:	p.22	p.34	p.46	P. 83	p.129
<i>Celebration Challenge Activity</i>	<i>Encountering Challenges (1st Year)</i>	<i>Exploring Challenges (2nd Year)</i>	<i>Discovering Challenges (3rd Year)</i>	<i>Group Program Activities</i>	<i>Interest Badges</i>
32 Bake and decorate a birthday cake (or 95 cupcakes) and serve at a tea in a care facility				My Community: Community Service Project	Baker
33 Hold an inspection night at a meeting for shoes, uniforms, insignia, nails, hair, and behind the ears					
34 Plant 95 bulbs in a significant community plot, seniors' home, cemetery, hospital, etc				My Community: Community Service Project My Horizons: Gardening Project	Gardener
35 Decorate your meeting place with pictures of Guiding 95 years ago	My Community: Guide History		My Community: More About Guiding		
36 Make a quilt from blocks created by the girls		My Horizons: Around the House			Artist Needle worker Sewing
37 Send out birthday cards to former Guiding Members who live in your community. Thank them for their contribution in keeping Guiding alive in Canada	My Horizons: Friendship Messages				Canadian Guiding Postal
38 Hold a community birthday party for Guiding and invite other organizations		My Horizons: Social Event		My Horizons: Celebrations	Hostess
39 Make a poster showing Guiding through the ages and display them in businesses or community halls	My Community: Guide History		My Community: More About Guiding		Canadian Guiding
40 Take the girls to senior care facility to interview past Guiders	My Community: Guide History				Canadian Guiding
41 Decorate a float like a birthday cake and enter it in a parade				My Horizons: Celebrations	
42 Invite a past Guider to your meeting to tell you about Guiding when she was a girl	My Community: Guide History				Canadian Guiding Hostess
43 Write 95 postcards to International pen-pals within the Guiding World.	My Horizons: Friendship Messages	My Community: Guiding Around the World			Postal World Guiding



Pages in Guide Book:	p.22	p.34	p.46	P. 83	p.129
<i>Celebration Challenge Activity</i>	<i>Encountering Challenges (1st Year)</i>	<i>Exploring Challenges (2nd Year)</i>	<i>Discovering Challenges (3rd Year)</i>	<i>Group Program Activities</i>	<i>Interest Badges</i>
44 Collect 95 cans or dry good items for your local food bank				My Community: Community Service Project	
45 Pick up at least 95 pieces of trash at a local park, boardwalk, library, or school	My Outdoor Environment: Outdoor Experience	My Outdoor Environment: Observing and Respecting the Natural World		My Community: Community Service Project	Conservation
46 Plant 95 plants in a community garden				My Community: Community Service Project My Horizons: Gardening Project	Gardener
47 Hold a birthday party in the park				My Horizons: Celebrations	Hostess
48 Host a tea party for elderly men and women in your community		My Horizons: Social Event		My Community: Community Service Project My Horizons: Celebrations	Hostess
49 Visit a museum, First Nations band office, or find websites of local First Nations communities. Do a craft or make a dish using traditional, indigenous foods. Invite a Band member to come to your unit meeting				My Community: Exploring Other Cultures My Future: Cultural or Arts Visit	Cultural Awareness Heritage
50 Research the CFFF and commit to collecting \$95 in 95 days			My Community: More About Guiding		World Guiding
51 Plan a community service project where you enrich and beautify the environment or landscape				My Community: Community Service Project	Conservation
52 Create a Diamond Jubilee ornament					Canadian Guiding
53 Participate in your local Santa Claus parade			My Community: What's Important	My Horizons: Celebrations	
54 Decorate a tree in a Guiding theme for a local Christmas tree event			My Community: What's Important		
55 Donate a Guiding book to your public library					



Pages in Guide Book:	p.22	p.34	p.46	P. 83	p.129
<i>Celebration Challenge Activity</i>	<i>Encountering Challenges (1st Year)</i>	<i>Exploring Challenges (2nd Year)</i>	<i>Discovering Challenges (3rd Year)</i>	<i>Group Program Activities</i>	<i>Interest Badges</i>
56	Plant a tree, or nine, or 95		My Outdoor Environment: Camping and Outdoor Skills		Conservation Forestry
57	Visit an interesting place 95 km away from your community				
58	Hold an 95s Olympics		My Future: Being Active	My Future: Active Living	
59	Collect and display 95 pins, crests, stickers, etc from across Canada	My Community: Canadian Heritage			My Community: Canadian Citizenship
60	Make a mural, collage, or series of posters showing 95 things that are great about Guiding	My Future: Favourite Things			
61	Make a list of things you are thankful for in Guiding	My Future: Favourite Things			
62	Pretend it's 2100. Plan an interplanetary Guide trip				
63	Invite girls and women who have left Guiding to a birthday event that will re-introduce them to Guiding				My Horizons: Celebrations My Future: Entertainment Night
64	Begin a "Guiding and Me" scrapbook	My Future: Favourite Things			
65	Send an anniversary announcement to your mayor, MLA, MP, and local newspapers			My Community: What's Important	
66	During the year, say or write "Thank You" to 95 people for the help they give to Guiding	My Horizons: Friendship Messages			
67	Make a Unit time capsule				
68	Hold a birthday picnic for your District, Division, or Area		My Horizons: Social Event		My Horizons: Celebrations My Future: Entertainment Night
69	Hold a birthday cake-decorating contest				
70	Have a multi-generational party, inviting all Members from Trefoil Guild to Sparks		My Horizons: Social Event	My Future: Future in Guiding	My Horizons: Celebrations My Future: Entertainment Night



Pages in Guide Book:	p.22	p.34	p.46	P. 83	p.129
<i>Celebration Challenge Activity</i>	<i>Encountering Challenges (1st Year)</i>	<i>Exploring Challenges (2nd Year)</i>	<i>Discovering Challenges (3rd Year)</i>	<i>Group Program Activities</i>	<i>Interest Badges</i>
71 Go on a hike for at least 95 minutes	My Future: Fitness and Fun My Outdoor Environment: Outdoor Experience	My Future: Being Active	My Outdoor Environment: Outdoor Leader		Explorer Hiker Outdoor Adventure Snowshoer
72 Braid a friendship rope 95 cm long	My Horizons: Friendship Messages				
73 Build as tall a tower as you can, using 95 toothpicks and miniature marshmallows			My Horizons: Science and Technology	My Horizons: Scientific Inquiry	Engineer
74 Start a Unit guest book; try to collect 95 signatures over the year					
75 Swim 95 laps in a three month period	My Future: Fitness and Fun	My Future: Being Active	My Future: Active Living		Fitness Sport
76 Run or walk 95 km during the year	My Future: Fitness and Fun My Outdoor Environment: Outdoor Experience	My Future: Being Active	My Outdoor Environment: Outdoor Leader My Future: Active Living		Explorer Fitness Hiker Outdoor Adventure Snowshoer
77 Paint 95 storm drain markings	My Outdoor Environment: Outdoor Experience			My Outdoor Environment: Water For Tomorrow	Water
78 Sell 95 boxes of cookies, over and above your annual target				My Horizons: Money Management Project	
79 Challenge other Units to help you knit 95 teddy bears for hospitals or family shelters					
80 Design a Unit crest for the 95th anniversary					
81 Make a paper chain with 95 links; write a WAGGGS country on each link		My Community: Guiding Around the World	My Community: More About Guiding		World Guiding
82 Have a themed camp where you play games and do crafts from 1910	My Outdoor Environment: Outdoor Experience My Outdoor Environment: Outdoor Cooking	My Outdoor Environment: Camping and Outdoor Skills	My Outdoor Environment: Outdoor Adventure		



How the Challenge Fits Into The Pathfinder Program

#8	Leadership Emblem	Event (Bronze, Silver or Gold)
#10	Community Emblem	Arts and Recreation #7
#13	Home Emblem	Personal Interests #17
#27	World Emblem	World Guiding #18
#36	Community Emblem	Heritage #10
#37	Home Emblem	Personal Interests #12
#40	Community Emblem	Arts and Recreation #17
#48	Leadership Emblem	Event (Bronze, Silver, Gold)
#50	Leadership Emblem	Gold – Skill-Building #4
	World Emblem	World Guiding #11
#51	Be Prepared	In the Community #9
#65	Community	Arts and Recreation #15
#68	Leadership	Event (Bronze, Silver, Gold)
#82	Community Emblem	Heritage # 2
#88	Outdoor Emblem	Natural Environment #s 1,2,3,4,5,6,10,11



*How The Challenge Fits Into **The Senior Branches Program***

<i>Challenge #</i>	<i>Core</i>	<i>Cadet</i>	<i>Junior Leader</i>	<i>Ranger</i>
7		5	5	Creative Arts
8	10	11, 4	11,14	Active Living
9		5	5	Canadiana
10		4,13, 14	4, 13,14	
11		14		
12		14		
19		2C	2C	Active Living, Canadiana
20		2C	2C	Global Awareness, Cultural Diversity
21				Guiding Service
22		7, 9,11	7, 9,11	
24		4	4	
25		4	4	
26				Creative Arts
28				Canadiana
29		13	13	
31		8	8	Camping
32		14	14	
34	9	7,14	7,14	
36				Creative Arts
37		14	14	Guiding Service
38		14	14	
39		5	5	Creative Arts
40	16			
41		14	14	
44		14	14	
45	9, 18	14	14	
46	9, 18	14	14	Outdoors
48		14	14	
49		2	2	Canadiana
50	10	14	14	Guiding Service



<i>Challenge #</i>	<i>Core</i>	<i>Cadet</i>	<i>Junior Leader</i>	<i>Ranger</i>
51	9	14	14	Outdoors
53		11	11	Active Living
54		11	11	
55		11	11	Outdoors
56	9	11	11	
58		11	11	Active Living
60		5, 12	5, 12	
64		5	5	
67		5	5	Women's Concerns
68				Guiding Service
69		5	5	
70		14	14	Guiding Service
71	18	11	11	
73				Science & Technology
75	18			Active Living
77	9			
79		14	14	
80				Creative Arts
82		8	8	Camping
83	9	14	14	Creative Arts
84		5	5	Science and Technology Creative Arts
86		14	14	Service
89	13			
94	13			
95	13			

Commonwealth Challenge 9, 28, 31, 40, 42, 82